



Monocular OBE 111



Objectives OBE



Simple polarising unit

Darkfield unit

EDUCATIONAL LINE

The robust model for use in school, vocational training and laboratory

Features

- The KERN OBE-1 is a very easy to use, robust and stable educational microscope for all common routine applications.
- Thanks to its dimmable, strong 3W LED light source, it produces impressive images for its class.
- These microscopes are fitted with wide field eyepieces, achromatic objectives, a nosepiece for up to four objectives, a large, fully-fledged stage and an Abbe condenser, all as standard.
- Available as a mono or binocular model with diopter adjustment (binocular models only).
- A large selection of different eyepieces and objectives, a simple polarisation unit and a dark field unit are also available.
- Height adjustment is by means of coarse and fine focusses on both sides.
- A rechargeable model, equipped with a long-life battery, is also available.
- One of the central features of this variable and simultaneously robust series of microscopes is the stable and precisely adjustable mechanism. This is underlined by the functional and ergonomic design.

Technical data

- Eyepieces: WF 10x18 mm
- Objectives: 4x / 10x / 40x / 100x
- Quadplex nosepiece
- Tube 360° rotatable / 30° inclined
- Overall dimensions WxDxH 324x191x348 mm
- Net weight approx. 5,5 kg

Please find detailed information in the following charts.

STANDARD

360°	MONO	BINO	ABBE	LED	ACCU <small>only OBE 113</small>	230 V	1 DAY	3 YEARS WARRANTY
------	------	------	------	-----	-------------------------------------	-------	-------	------------------

OPTION





























POLAR	SCALE
-------	-------

Model	Standard configuration		
	Optical system	Tube	Illumination
OBE 111	Achromatic	Monocular	3W LED (transmitting)
OBE 112	Achromatic	Binocular	3W LED (transmitting)
OBE 113	Achromatic	Binocular	3W LED (transmitting) (rechargeable battery incl., rechargeable)

Model outfit		Model KERN			Order number	
		OBE 111	OBE 112	OBE 113		
Eyepieces	WF 10x / Ø 18 mm	●	●●	●●	OBB-A1347	
	WF 10x / Ø 18 mm (with Pointer)	○	○	○	OBB-A1348	
	WF 16x / Ø 13 mm	○	○○	○○	OBB-A1354	
	WF 10x / Ø 18 mm (reticule 0,1 mm) (non-adjustable)	○	○	○	OBB-A1349	
Achromatic objectives	4x / 0,10	●	●	●	OBB-A1111	
	10x / 0,25	●	●	●	OBB-A1108	
	40x / 0,65 (spring)	●	●	●	OBB-A1112	
	100x / 1,25 (oil) (spring)	●	●	●	OBB-A1109	
	20x / 0,40	○	○	○	OBB-A1110	
	60x / 0,85 (spring)	○	○	○	OBB-A1113	
Monocular tube	30° inclined, 360° rotatable	●			OBB-A1227	
Binocular tube	<ul style="list-style-type: none"> · Siedentopf, 30° inclined, 360° rotatable · Interpupillary distance: 50 - 75 mm · With diopter adjustment (one-sided) 		●	●	OBB-A1123	
Nosepiece	Quadplex	●	●	●		
Mechanical stage	<ul style="list-style-type: none"> · Stage size: WxD 120x115 mm · Travel: WxD 50x70 mm 	●	●	●		
Condenser	Abbe N.A. 1,25 (aperture diaphragm)	●	●	●	OBB-A1101	
Darkfield unit	Usable for 4x - 40x objectives	○	○	○	OBB-A1148	
Polarising unit	Analyser / Polariser	○	○	○	OBB-A1276	
Illumination	3W LED illumination system (transmitting) (non-rechargeable)	●	●			
	3W LED illumination system (transmitting) (rechargeable)			●		

● = Standard configuration

○ = Option

 360°	360° rotatable microscope head	 FL-HB0	Fluorescence illumination for compound microscopes With 100 W mercury lamp and filter	 AUTO ATC	Automatic temperature compensation For measurements between 10 °C and 30 °C
 MONO	Monocular Microscope For the inspection with one eye	 FL-LED	Fluorescence illumination for compound microscopes With 3 W LED illumination and filter	 IP	Protection against dust and water splashes IPxx The type of protection is shown by the pictogram.
 BINO	Binocular Microscope For the inspection with both eyes	 PH	Phase contrast unit For a higher contrast	 BATT	Battery operation Ready for battery operation. The battery type is specified for each device.
 TRINO	Trinocular Microscope For the inspection with both eyes and the additional option for the connection of a camera	 POLAR	Polarising unit To polarise the light	 ACCU	Rechargeable battery pack Rechargeable set.
 ABBE	Abbe Condenser With high numerical aperture for the concentration and the focusing of light	 INFINITY	Infinity system Infinity corrected optical system	 230 V	Mains adapter 230V/50Hz in standard version for EU. On request GB, AUS or USA version.
 HAL	Halogen illumination For pictures bright and rich in contrast	 ZOOM	Zoom magnification For stereomicroscopes	 230 V	Power supply Integrated in balance. 230V/50Hz standard EU. More standards e.g. GB, AUS or USA on request.
 LED	LED illumination Cold, energy saving and especially long-life illumination	 PARALLEL	Parallel optical system For stereomicroscopes, enables fatigue-proof working	 DAYS	Package shipment The time required to manufacture the product internally is shown in days in the pictogram.
 IL	Incident illumination For non-transparent objects	 SCALE	Integrated scale In the eyepiece	 3 YEARS WARRANTY	Warranty The warranty period is shown in the pictogram.
 TL	Transmitting illumination For transparent objects	 USB 2.0	Integrated USB 2.0 digital camera For direct transmitting of the picture to a PC		
 FL	Fluorescence illumination For stereomicroscopes	 USB 3.0	Integrated USB 3.0 digital camera For direct transmitting of the picture to a PC		

Abbreviations

C-Mount	Adapter for the connection of a camera to a trinocular microscope	N.A.	Numerical Aperture	W.D.	Working Distance
H(S)WF	High (Super) Wide Field (Eyepiece with high eye point for wearers of glasses)	SLR Kamera	Single-Lens Reflex camera	WF	Wide Field (Field number up to Ø 22 mm for 10x eyepiece)
LWD	Long Working Distance	SWF	Super Wide Field (Field number at least Ø 23 mm for 10x eyepiece)		

Your KERN specialist dealer: