

Data sheet

Cooled Incubator (IL) ILW 400 Smart



The photo above is for reference only, may show additional options not included in standard equipment. The real appearance, particularly color and structure of the material may differ from the ones presented in the photo.

Advantages of the SMART controller:

- 4,3", clear, full colour touch screen
- LAN, USB ports for data transfer
- multi-segment time and temperature programs
- visual and sound alarm
- internal memory for programs and data storage
- event registry
- user manual for direct download
- Quick change of program parameters
- Alarm Bar
- operating with gloves on



Smart - preview screen

TECHNICAL DATA

air convection	forced
chamber capacity [l]	424
working capacity [l]	424
controller	microprocessor PID
display	4,3" full colour touch screen

TEMPERATURE

temperature range [°C]	0...+70 / -10...+70 (option)
temperature resolution every ... [°C]	0,1
temperature fluctuation at 37°C [±/°C]*	0,2
temperature variation at 37°C [±/°C]*	0,3
over temperature protection	class 2.0 to DIN 12880 / class 3.3 (option)

CHAMBER

door type	double(5) / door with viewing window (option)
-----------	---

interior

Smart	acid-proof stainless steel to DIN 1.4301
IG Smart	acid-proof stainless steel to DIN 1.4301

housing

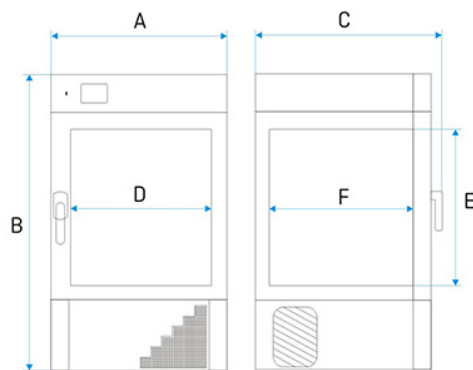
Smart	powder coated sheet
IG Smart	stainless steel linen finish

overall dims [mm] /1/

width A	1020
height B	1730
depth C	780

internal dims [mm]

width D	800
height E	1040
depth F	510



shelves (standard max)	3 14
max shelf workload [kg] /2/	25
- reinforced shelf version (PW) [kg] /3/	100
max unit workload [kg]	120
- reinforced unit version (W) [kg] /4/	300
weight [kg]	185

ELECTRICAL PARAMETERS

voltage**	230V 50Hz
nominal power [W]	1300
refrigerant	R290 / GWP=3
warranty	24 months
manufacturer	POL-EKO-APARATURA

all the above technical data refer to standard units (without optional accessories)

* - fluctuation measured in centre of the chamber; in space, variation (K) calculated for chamber as:

$K = \pm (T \text{ average max.} - T \text{ average min.}) / 2$

** - other power supplies on request

1 - depth doesn't include 50 mm of power cable

2 - on uniformly loaded surface

3 - reinforced shelf

4 - reinforced version

5 - additional internal glass door

OPTIONS AND ACCESSORIES



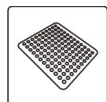
Order number: */A

door with viewing window



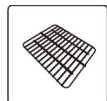
Order number: */P INOX

Stainless steel wire shelf INOX




Order number: */PP

Perforated shelf



Order number: */PW

Reinforced shelf




Order number: KUW GN*/*

Stainless steel cuvettes



Order number: *PLUS

Automatic defrosting function



Order number: */T

Low temperature version



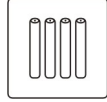
Order number: */W

Reinforced version




Order number: OWW/OWW LED

Interior lighting



Order number: */FOT

Photoperiodic system



Order number: GNZ

Internal socket



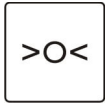
Order number: OCZ/N

Non-standard access port for external sensor



Order number LabDesk

LabDesk software



Order number: BRT/* /L or IQ/OQ/PQ

Calibration and IQ, OQ, PQ qualification



Order number: */3.3

Over temperature protection 3.3 class according to DIN 12880



Order number: BPP 12

Battery backup for display



Order number: PORT ALARM

Dry alarm contact