

Data sheet

Laboratory Incubator CLW 400 Smart



The photo above is for reference only, may show additional options not included in standard equipment. The real appearance, particularly color and structure of the material may differ from the ones presented in the photo.

Advantages of the SMART controller:

- 4,3", clear, full colour touch screen
- LAN, USB ports for data transfer
- multi-segment time and temperature programs
- visual and sound alarm
- internal memory for programs and data storage
- event registry
- user manual for direct download
- Quick change of program parameters
- Alarm Bar
- operating with gloves on



Smart - preview screen

TECHNICAL DATA

air convection	forced
chamber capacity [l]	424
working capacity [l]	424
controller	microprocessor PID
display	4,3" full colour touch screen

TEMPERATURE

temperature range [°C]	5°C above ambient temperature ... +100°C
temperature resolution every ... [°C]	0,1
temperature fluctuation at 37°C [±/°C]*	0,1
temperature variation at 37°C [±/°C]*	0,4
over temperature protection	class 2.0 to DIN 12880 / class 3.1 (option)

CHAMBER

door type	double(5) / door with viewing window (option)
interior	
Smart	acid-proof stainless steel to DIN 1.4301
IG Smart	acid-proof stainless steel to DIN 1.4301
housing	
Smart	powder coated sheet
IG Smart	stainless steel linen finish

overall dims [mm] /1/

width A	1020
height B	1430
depth C	770
internal dims [mm]	
width D	800
height E	1040
depth F	510



shelves (standard max)	3 14
max shelf workload [kg] /2/	25
- reinforced shelf version (PW) [kg] /3/	100
max unit workload [kg]	120
- reinforced unit version (W) [kg] /4/	300
weight [kg]	174

ELECTRICAL PARAMETERS

voltage**	230V 50-60Hz
nominal power [W]	1300
warranty	24 months
manufacturer	POL-EKO-APARATURA

all the above technical data refer to standard units (without optional accessories)

* - fluctuation measured in centre of the chamber; in space, variation (K) calculated for chamber as:

$K = \pm (T \text{ average max.} - T \text{ average min.}) / 2$

** - other power supplies on request

1 - depth doesn't include 50 mm of power cable

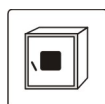
2 - on uniformly loaded surface

3 - reinforced shelf

4 - reinforced version

5 - additional internal glass door

OPTIONS AND ACCESSORIES



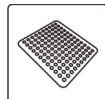
Order number: */A

door with viewing window



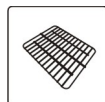
Order number: */P INOX

Stainless steel wire shelf INOX



Order number: */PP

Perforated shelf



Order number: */PW

Reinforced shelf



Order number: KUW GN**

Stainless steel cuvettes




Order number: */W

Reinforced version



Order number: OWW/OWW LED

Interior lighting



Order number: GNZ

Internal socket








Order number: HEPA

HEPA Clean Air Filter



Order number: OCZ/N

Non-standard access port for external sensor

	Order number: LabDesk	LabDesk software
	Order number: BRT/*/L or IQ/OQ/PQ	Calibration and IQ, OQ, PQ qualification
	Order number: */3.1	Over temperature protection 3.1 class according to DIN 12880
	Order number: BPP 12	Battery backup for display
	Order number: PORT ALARM	Dry alarm contact