

## Data sheet

## Laboratory Incubator CLW 1000 Smart



The photo above is for reference only, may show additional options not included in standard equipment. The real appearance, particularly color and structure of the material may differ from the ones presented in the photo.

### Advantages of the SMART controller:

- 4,3", clear, full colour touch screen
- LAN, USB ports for data transfer
- multi-segment time and temperature programs
- visual and sound alarm
- internal memory for programs and data storage
- event registry
- user manual for direct download
- Quick change of program parameters
- Alarm Bar
- operating with gloves on



Smart - preview screen

**TECHNICAL DATA**

air convection	forced
chamber capacity [l]	1005
working capacity [l]	1005
controller	microprocessor PID
display	4,3" full colour touch screen

**TEMPERATURE**

temperature range [°C]	5°C above ambient temperature ... +100°C
temperature resolution every ... [°C]	0,1
temperature fluctuation at 37°C [±/°C]*	0,2
temperature variation at 37°C [±/°C]*	0,6
over temperature protection	class 2.0 to DIN 12880 / class 3.1 (option)

**CHAMBER**

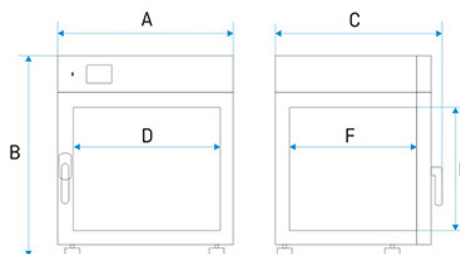
door type	double(5) / door with viewing window (option)
<b>interior</b>	
Smart	acid-proof stainless steel to DIN 1.4301
IG Smart	acid-proof stainless steel to DIN 1.4301
<b>housing</b>	
Smart	powder coated sheet
IG Smart	stainless steel linen finish

**overall dims [mm] /1/**

width A	1260
height B	2000
depth C	880

**internal dims [mm]**

width D	1040
height E	1610
depth F	600



shelves (standard   max)	6   22
- reinforced shelf version (PW) [kg] /3/	100
- reinforced unit version (W) [kg] /4/	300
weight [kg]	330

## ELECTRICAL PARAMETERS

voltage**	230V 50-60Hz
nominal power [W]	1900
warranty	24 months
manufacturer	POL-EKO-APARATURA

all the above technical data refer to standard units (without optional accessories)

\* - fluctuation measured in centre of the chamber; in space, variation (K) calculated for chamber as:

$K = \pm (T \text{ average max.} - T \text{ average min.}) / 2$

\*\* - other power supplies on request

1 - depth doesn't include 50 mm of power cable

2 - on uniformly loaded surface

3 - reinforced shelf

4 - reinforced version

5 - additional internal glass door

## OPTIONS AND ACCESSORIES



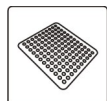
Order number: \*/A

door with viewing window



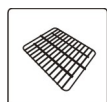
Order number: \*/P INOX

Stainless steel wire shelf INOX




Order number: \*/PP

Perforated shelf



Order number: \*/PW

Reinforced shelf




Order number: KUW GN\*\*

Stainless steel cuvettes



Order number: OWW/OWW LED

Interior lighting



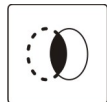
Order number: GNZ

Internal socket



Order number: HEPA

HEPA Clean Air Filter



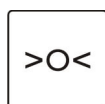
Order number: OCZ/N

Non-standard access port for external sensor



Order number LabDesk

LabDesk software



Order number: BRT/\*L or IQ/OQ/PQ

Calibration and IQ, OQ, PQ qualification



Order number: \*/3.1

Over temperature protection 3.1 class according to DIN 12880



Order number: BPP 12

Battery backup for display



Order number: PORT ALARM

Dry alarm contact