

Data sheet

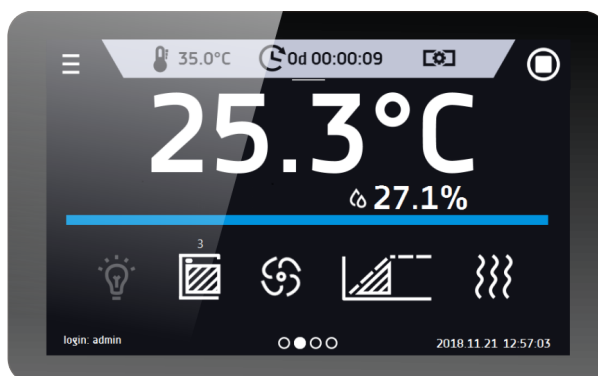
Cooled Incubator (ST) ST 500 Smart PRO



The photo above is for reference only, may show additional options not included in standard equipment. The real appearance, particularly color and structure of the material may differ from the ones presented in the photo.

Advantages of the SMART PRO controller:

- large (7"), clear, full colour touch screen
- LAN, USB ports and WiFi for communication and data transfer
- multi-segment time and temperature programs
- overview of data in tabular and graphic form
- visual and sound alarm
- Admin function for management
- password protected log-in
- internal memory for programs and data storage
- event registry with user notifications
- LabDesk software and user manual for direct download



Smart PRO - preview screen

TECHNICAL DATA

air convection	forced
chamber capacity [l]	500
working capacity [l]	469
controller	microprocessor PID
display	7" full colour touch screen

TEMPERATURE

temperature range [°C]	+3...+70
temperature resolution every ... [°C]	0,1
temperature fluctuation at 37°C [±/°C]*	0,3
temperature variation at 37°C [±/°C]*	0,6
over temperature protection	class 3.3 to DIN 12880

CHAMBER

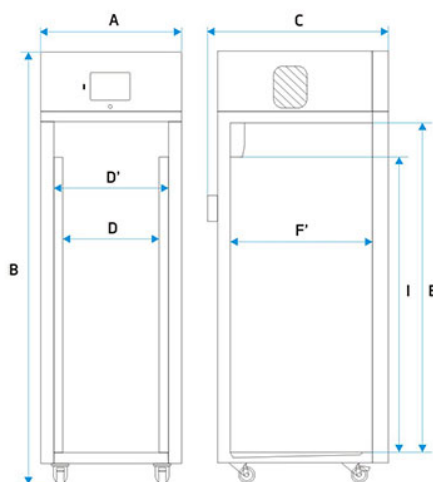
door type	solid / glass or double (option) /5/
interior	
P Smart PRO	acid-proof stainless steel to DIN 1.4301
PS Smart PRO	acid-proof stainless steel to DIN 1.4301
housing	
P Smart PRO	powder coated sheet
PS Smart PRO	stainless steel polished

overall dims [mm] /1/

width A	660
height B	1990
depth C	810

internal dims [mm]

width D	480
width D'	510
height E	1510
depth F	610
height I	1380



shelves (standard max)	3 11
max shelf workload [kg] /2/	20
- reinforced shelf version (PW) [kg] /3/	100
max unit workload [kg]	100
weight [kg]	105

ELECTRICAL PARAMETERS

voltage**	230V 50Hz
nominal power [W]	650
refrigerant	R290 / GWP=3
warranty	24 months
manufacturer	POL-EKO-APARATURA

all the above technical data refer to standard units (without optional accessories)

* - fluctuation measured in centre of the chamber; in space, variation (K) calculated for chamber as:

$K = \pm (T \text{ average max.} - T \text{ average min.}) / 2$

** - other power supplies on request

1 - depth doesn't include 50 mm of power cable

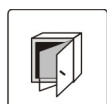
2 - on uniformly loaded surface

3 - reinforced shelf

4 - reinforced version

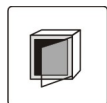
5 - additional internal glass door

OPTIONS AND ACCESSORIES



Order number: */C

Internal glass door



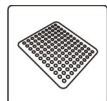
Order number: */A

External glass door



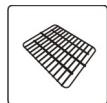
Order number: */P INOX

Stainless steel wire shelf INOX



Order number: */PP

Perforated shelf



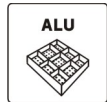
Order number: */PW

Reinforced shelf




Order number: KUW GN*/*

Stainless steel cuvettes



Order number: ST/CHL/SWP ALU

Aluminum drawer with powder coated slides



Order number: ST/CHL/SWP INOX

Stainless steel drawer with powder coated slides



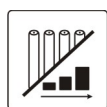
Order number: ST/CHL/SWPN INOX

Stainless steel drawer with stainless steel slides




Order number: QLK*

Wheels



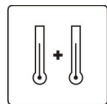
Order number: */FIT

Phytotron system




Order number: FIT/R3

FIT panels independent control



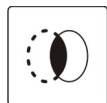
Order number: PT 100

Additional temperature sensor



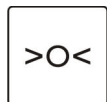
Order number: GNZ

Internal socket



Order number: OCZ/N

Non-standard access port for external sensor



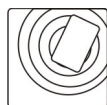
Order number: BRT*/L or IQ/OQ/PQ

Calibration and IQ, OQ, PQ qualification



Order number: */RK

Chart recorder



Order number: ZKM

Magnetic door lock



Order number: BPP 12

Battery backup for display



Order number: PORT ALARM

Dry alarm contact