

## Data sheet

## Peltier-Cooled Incubator ILP 240 Smart PRO



The photo above is for reference only, may show additional options not included in standard equipment. The real appearance, particularly color and structure of the material may differ from the ones presented in the photo.

### Advantages of the SMART PRO controller:

- large (7"), clear, full colour touch screen
- LAN, USB ports and WiFi for communication and data transfer
- multi-segment time and temperature programs
- overview of data in tabular and graphic form
- visual and sound alarm
- Admin function for management
- password protected log-in
- internal memory for programs and data storage
- event registry with user notifications
- LabDesk software and user manual for direct download



Smart PRO - preview screen

**TECHNICAL DATA**

air convection	forced
chamber capacity [l]	245
working capacity [l]	245
controller	microprocessor PID
display	7" full colour touch screen

**TEMPERATURE**

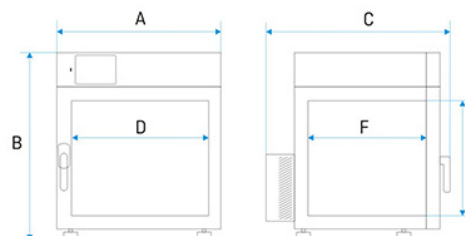
temperature range [°C]	0...+70 (max 20°C below ambient temperature)
temperature resolution every ... [°C]	0,1
temperature fluctuation at 37°C [±/°C]*	0,1
temperature variation at 37°C [±/°C]*	0,3
over temperature protection	class 3.3 to DIN 12880

**CHAMBER**

door type	double(5) / door with viewing window (option)
<b>interior</b>	
Smart PRO	acid-proof stainless steel to DIN 1.4301
IG Smart PRO	acid-proof stainless steel to DIN 1.4301
<b>housing</b>	
Smart PRO	powder coated sheet
IG Smart PRO	stainless steel linen finish

**overall dims [mm] /1/**

width A	820
height B	1140
depth C	840
<b>internal dims [mm]</b>	
width D	600
height E	800
depth F	510



shelves (standard   max)	3   10
max shelf workload [kg] /2/	25
max unit workload [kg]	90
weight [kg]	140

## ELECTRICAL PARAMETERS

voltage**	230V 50-60Hz
nominal power [W]	800
warranty	24 months
manufacturer	POL-EKO-APARATURA

all the above technical data refer to standard units (without optional accessories)

\* - fluctuation measured in centre of the chamber; in space, variation (K) calculated for chamber as:

$K = \pm (T \text{ average max.} - T \text{ average min.}) / 2$

\*\* - other power supplies on request

1 - depth doesn't include 50 mm of power cable

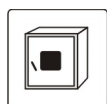
2 - on uniformly loaded surface

3 - reinforced shelf

4 - reinforced version

5 - additional internal glass door

## OPTIONS AND ACCESSORIES



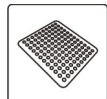
Order number: \*/A

door with viewing window



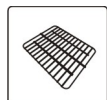
Order number: \*/P INOX

Stainless steel wire shelf INOX



Order number: \*/PP

Perforated shelf



Order number: \*/PW

Reinforced shelf



Order number: KUW GN\*/\*

Stainless steel cuvettes



Order number: QLK\*

Wheels



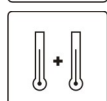
Order number: \*/W

Reinforced version




Order number: OWW/OWW LED

Interior lighting



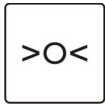
Order number: PT 100

Additional temperature sensor



Order number: OCZ/N

Non-standard access port for external sensor



Order number: BRT/\* /L or IQ/OQ/PQ

Calibration and IQ, OQ, PQ qualification



Order number: BPP 12

Battery backup for display



Order number: PORT ALARM

Dry alarm contact