

Data sheet

Drying Oven SLW 400 Smart PRO



The photo above is for reference only, may show additional options not included in standard equipment. The real appearance, particularly color and structure of the material may differ from the ones presented in the photo.

Advantages of the SMART PRO controller:

- large (7"), clear, full colour touch screen
- LAN, USB ports and WiFi for communication and data transfer
- multi-segment time and temperature programs
- overview of data in tabular and graphic form
- visual and sound alarm
- Admin function for management
- password protected log-in
- internal memory for programs and data storage
- event registry with user notifications
- LabDesk software and user manual for direct download



Smart PRO - preview screen

TECHNICAL DATA

air convection	forced
chamber capacity [l]	424
working capacity [l]	424
controller	microprocessor PID
display	7" full colour touch screen

TEMPERATURE

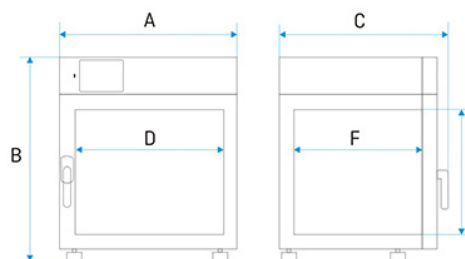
temperature range [°C]	5°C above ambient temperature ... +300°C
temperature resolution every ... [°C]	0,1
temperature fluctuation at 105°C [±°C]*	0,4
temperature variation at 105°C [±°C]*	2,5
over temperature protection	class 3.1 to DIN 12880

CHAMBER

door type	solid / door with viewing window (option)
interior	
Smart PRO	acid-proof stainless steel to DIN 1.4301
IG Smart PRO	acid-proof stainless steel to DIN 1.4301
housing	
Smart PRO	powder coated sheet
IG Smart PRO	stainless steel linen finish

overall dims [mm] /1/

width A	1020
height B	1430
depth C	770
internal dims [mm]	
width D	800
height E	1040
depth F	510



shelves (standard max)	3 14
max shelf workload [kg] /2/	25
- reinforced shelf version (PW) [kg] /3/	100
max unit workload [kg]	120
- reinforced unit version (W) [kg] /4/	300
weight [kg]	174

ELECTRICAL PARAMETERS

voltage**	400V 50-60Hz
nominal power [W]	4000
warranty	24 months
manufacturer	POL-EKO-APARATURA

all the above technical data refer to standard units (without optional accessories)

* - fluctuation measured in centre of the chamber; in space, variation (K) calculated for chamber as:

$K = \pm (T \text{ average max.} - T \text{ average min.}) / 2$

** - other power supplies on request

1 - depth doesn't include 50 mm of power cable

2 - on uniformly loaded surface

3 - reinforced shelf

4 - reinforced version

OPTIONS AND ACCESSORIES



Order number: */A

door with viewing window



Order number: */P INOX

Stainless steel wire shelf INOX



Order number: */PP

Perforated shelf



Order number: */PW

Reinforced shelf



Order number: KUW GN*/*

Stainless steel cuvettes



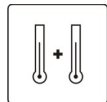
Order number: */W

Reinforced version



Order number: OWW/OWW LED

Interior lighting



Order number: PT 100

Additional temperature sensor



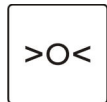
Order number: HEPA

HEPA Clean Air Filter



Order number: OCZ/N

Non-standard access port for external sensor



Order number: BRT*/L or IQ/OQ/PQ

Calibration and IQ, OQ, PQ qualification



Order number: BPP 12

Battery backup for display



Order number: PORT ALARM

Dry alarm contact